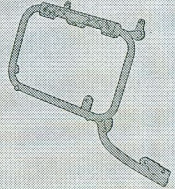







PL6403CAM

PORTAVALIGIE LATERALE SPECIFICO - SPECIFIC TUBULAR SIDE-CASE HOLDER - PORTE-VALISES LATÉRAUX SPÉCIFIQUE - SPEZIFISCHES STAHLROHR-SEITENTRAEGER

PORTA MALETAS LATERALES ESPECÍFICO

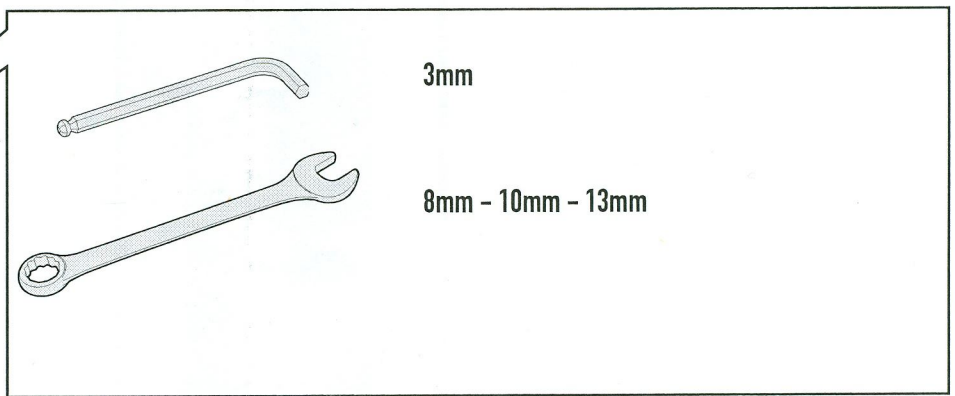
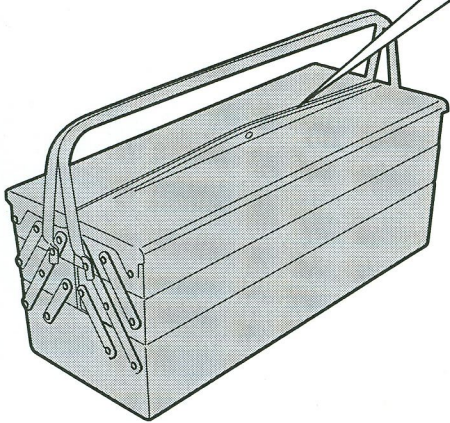
TRIUMPH TIGER EXPLORER 1200 (2012)

N°	Descrizione	Caratteristiche	Codice	Quantità	
1	Supporto - Support - Support Halterung - Soporte	-	-	2 (Dx,Sx)	
2	Ponte Posteriore - Rear Bridge - Pont Postérieure Verbindungsrohr - Puente Trasero	-	-	1	
3	Vite - Screw Vis - Schraube Tornillo	TBEI M6x20	620TBEI	4	
4	Vite - Screw Vis - Schraube Tornillo	TEN M6x16	616TEF	2	
5	Dado - Bolt - Ecrou Mutter - Tuerca	Auto Bloccante Flangiato M6	6DADIABFN	2	
6	Rondella - Washer Rondelle - Scheibe Arandela	Ø6	6RON	4	
7	Componenti Originali Original Parts Parties Originales Original Bauteile Componentes Originales	-	-	-	-

PL6403CAM

PORTAVALIGIE LATERALE SPECIFICO - SPECIFIC TUBULAR SIDE-CASE HOLDER - PORTE-VALISES LATÉRAUX SPÉCIFIQUE - SPEZIFISCHES STAHLROHR-SEITENTRÄGER
PORTA MALETAS LATERALES ESPECÍFICO

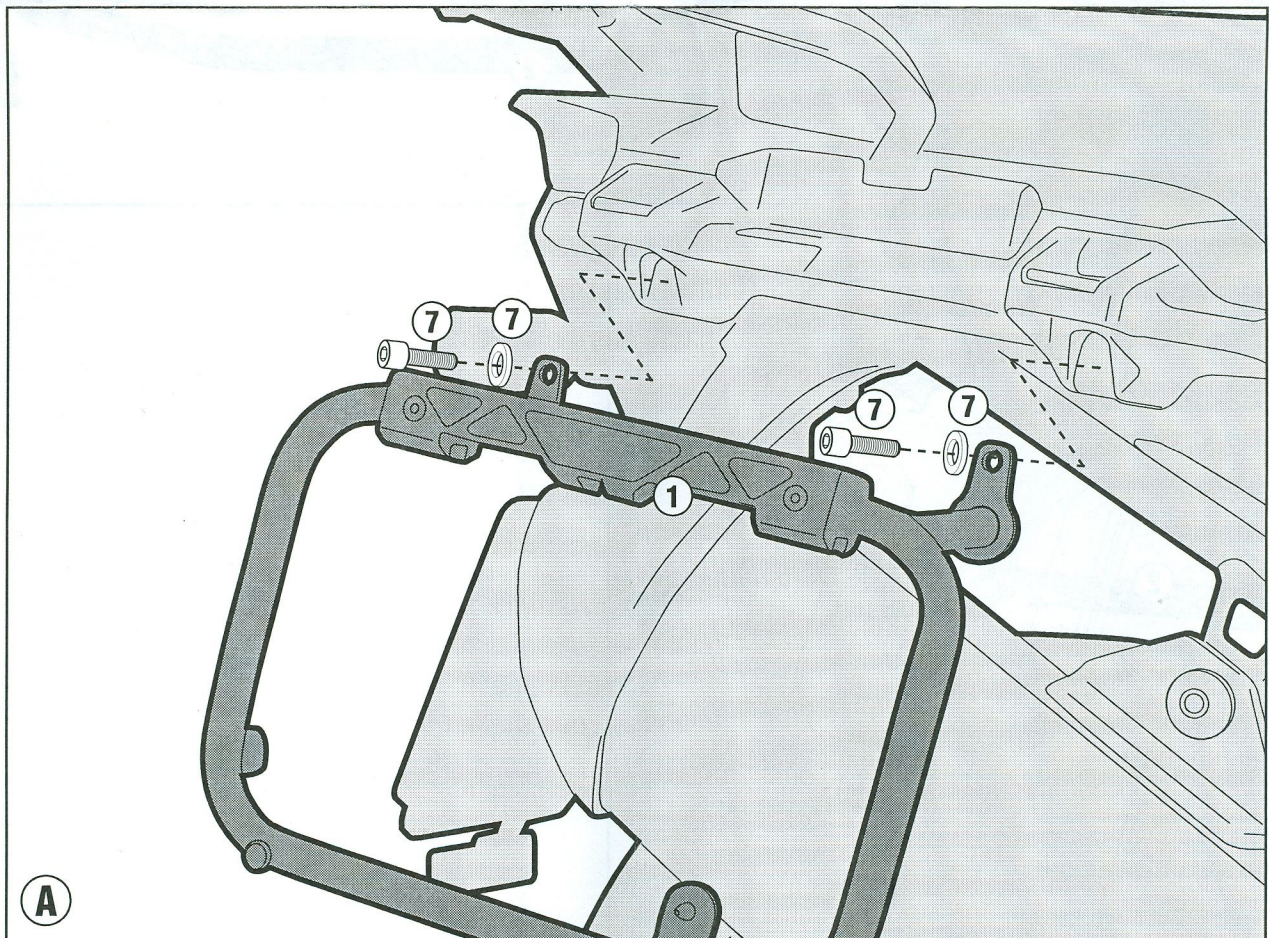
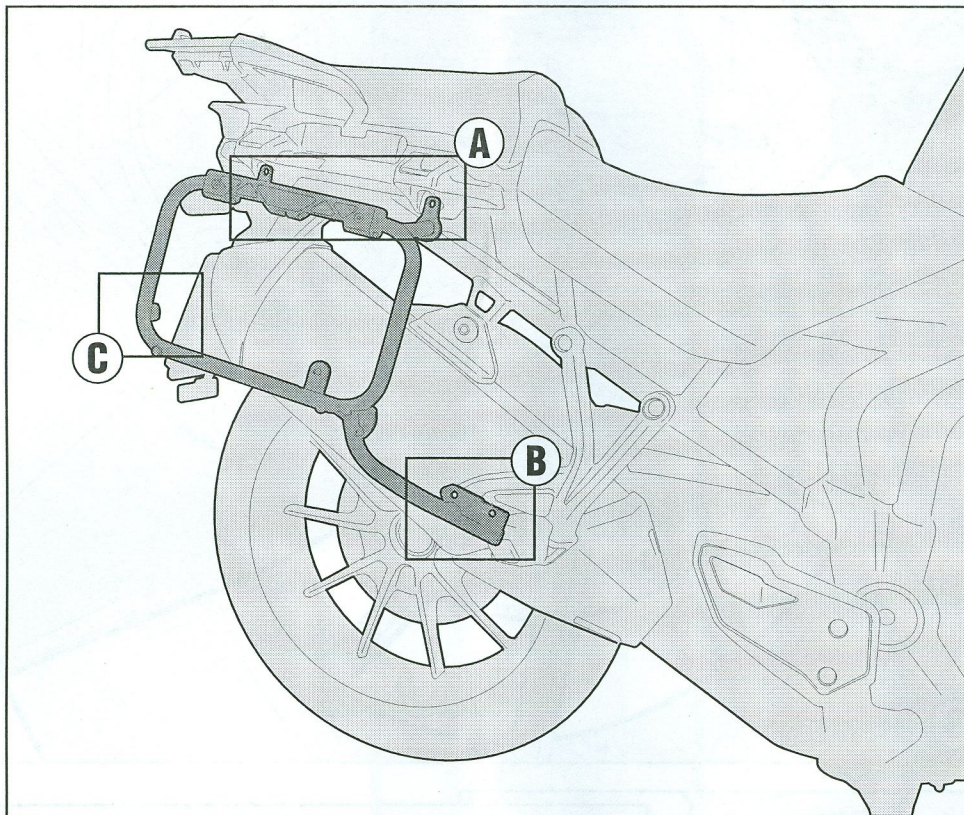
TRIUMPH TIGER EXPLORER 1200 (2012)



PL6403CAM

PORTAVALIGIE LATERALE SPECIFICO - SPECIFIC TUBULAR SIDE-CASE HOLDER - PORTE-VALISES LATÉRAUX SPÉCIFIQUE - SPEZIFISCHES STAHLROHR-SEITENTRAEGER
PORTA MALETAS LATERALES ESPECÍFICO

TRUIUMPH TIGER EXPLORER 1200 (2012)



PL6403CAM

PORTAVALIGIE LATERALE SPECIFICO - SPECIFIC TUBULAR SIDE-CASE HOLDER - PORTE-VALISES LATÉRAUX SPÉCIFIQUE - SPEZIFISCHES STAHLROHR-SEITENTRAEGER

PORTA MALETAS LATERALES ESPECÍFICO

TRUIUMPH TIGER EXPLORER 1200 (2012)

