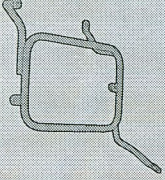













PL6401CAM

PORTAVALIGIE LATERALE SPECIFICO - SPECIFIC TUBULAR SIDE-CASE HOLDER - PORTE-VALISES LATÉRAUX SPÉCIFIQUE
 SPEZIFISCHES STAHLROHR-SEITENTRAEGER - PORTA MALETAS LATERALES ESPECÍFICO - TRONCO LADO ESPECÍFICO

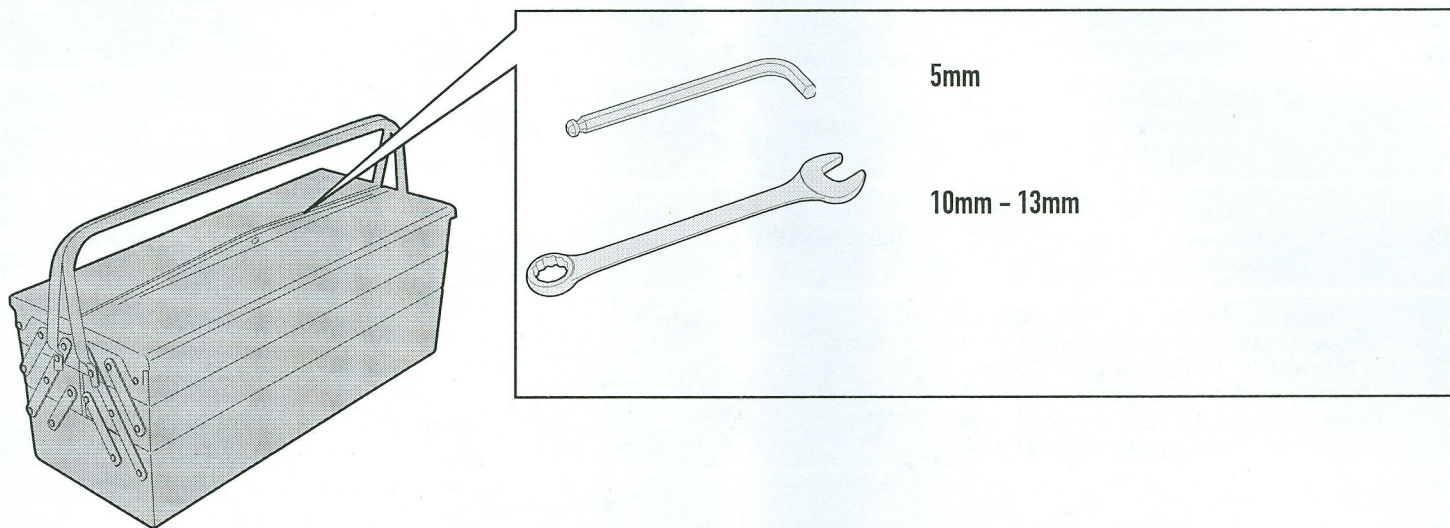
TRIUMPH TIGER800 - TIGER800XC (2011 - 2013)

N°	Descrizione	Caratteristiche	Codice	Quantità	
1	Supporto - Support - Support Halterung - Soporte - Apoio	-	-	2 (Dx,Sx)	
2	Ponte Posteriore - Rear Bridge - Pont Postérieure Verbindungsrohr - Puente Trasero - Ponte Traseira	-	-	1	
3	Vite - Screw Vis - Schraube Tornillo - Parafuso	TBEI M8x55	855TBEI	2	
4	Vite - Screw Vis - Schraube Tornillo - Parafuso	TEF M8x70	870TEF	3	
5	Vite - Screw Vis - Schraube Tornillo - Parafuso	TEF M6x16	616TEF	4	
6	Vite - Screw Vis - Schraube Tornillo - Parafuso	TEF M8x90	890TEF	2	
7	Dado - Bolt - Ecrou Mutter - Tuerca - Porca	Auto Bloccante Flangiato M6	6DADIABFL	2	
8	Dado - Bolt - Ecrou Mutter - Tuerca - Porca	Auto Bloccante Flangiato M8	8DADIAFLN	2	
9	Dado - Bolt - Ecrou Mutter - Tuerca - Porca	M8	8DADI	2	
10	Rondella - Washer Rondelle - Scheibe Arandela - Arruela	Ø8	8RON	2	
11	Rondella - Washer Rondelle - Scheibe Arandela - Arruela	Ø8x20	820RON	2	
12	Distanziale - Spacer Entretoise - Distanzstueck Distanciador - Espaçador	Ø18x10 Foro 8.5mm	V061	3	
13	Particolari Inclusi Nel Kit Viteria Dell'SR6401_KR6401 Components Included In The Fitting Kit Of The SR6401_KR6401 Pièces Incluses Dans Le Kit De Vis De El SR6401_KR6401 Die Einzelnen Teile Sind Bei Montagekit Der SR6401_KR6401 Despieces Incluidos En El Kit De Anclajes De El SR6401_KR6401 Componentes incluídos no kit de montagem do SR6401_KR6401	-	-	-	-
14	Componenti Originali Original Parts Parties Originales Original Bauteile Componentes Originales	-	-	-	-

PL6401CAM

PORTAVALIGIE LATERALE SPECIFICO - SPECIFIC TUBULAR SIDE-CASE HOLDER - PORTE-VALISES LATÉRAUX SPÉCIFIQUE
SPEZIFISCHES STAHLROHR-SEITENTRAEGER - PORTA MALETAS LATERALES ESPECÍFICO - TRONCO LADO ESPECÍFICO

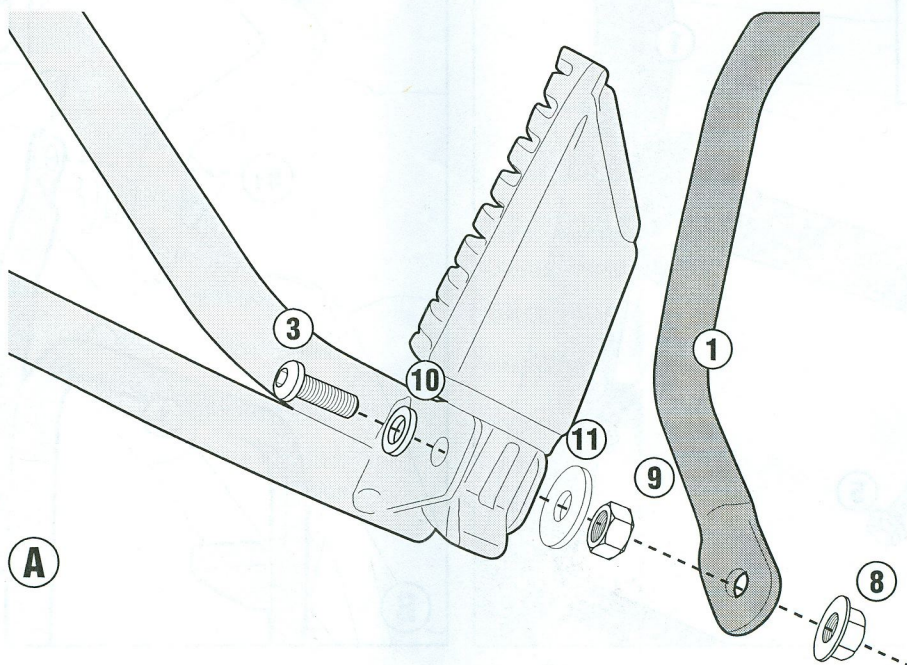

TRIUMPH TIGER800 - TIGER800XC (2011 - 2013)



PL6401CAM

PORTAVALIGIE LATERALE SPECIFICO - SPECIFIC TUBULAR SIDE-CASE HOLDER - PORTE-VALISES LATÉRAUX SPÉCIFIQUE
SPEZIFISCHES STAHLROHR-SEITENTRAEGER - PORTA MALETAS LATERALES ESPECÍFICO - TRONCO LADO ESPECÍFICO

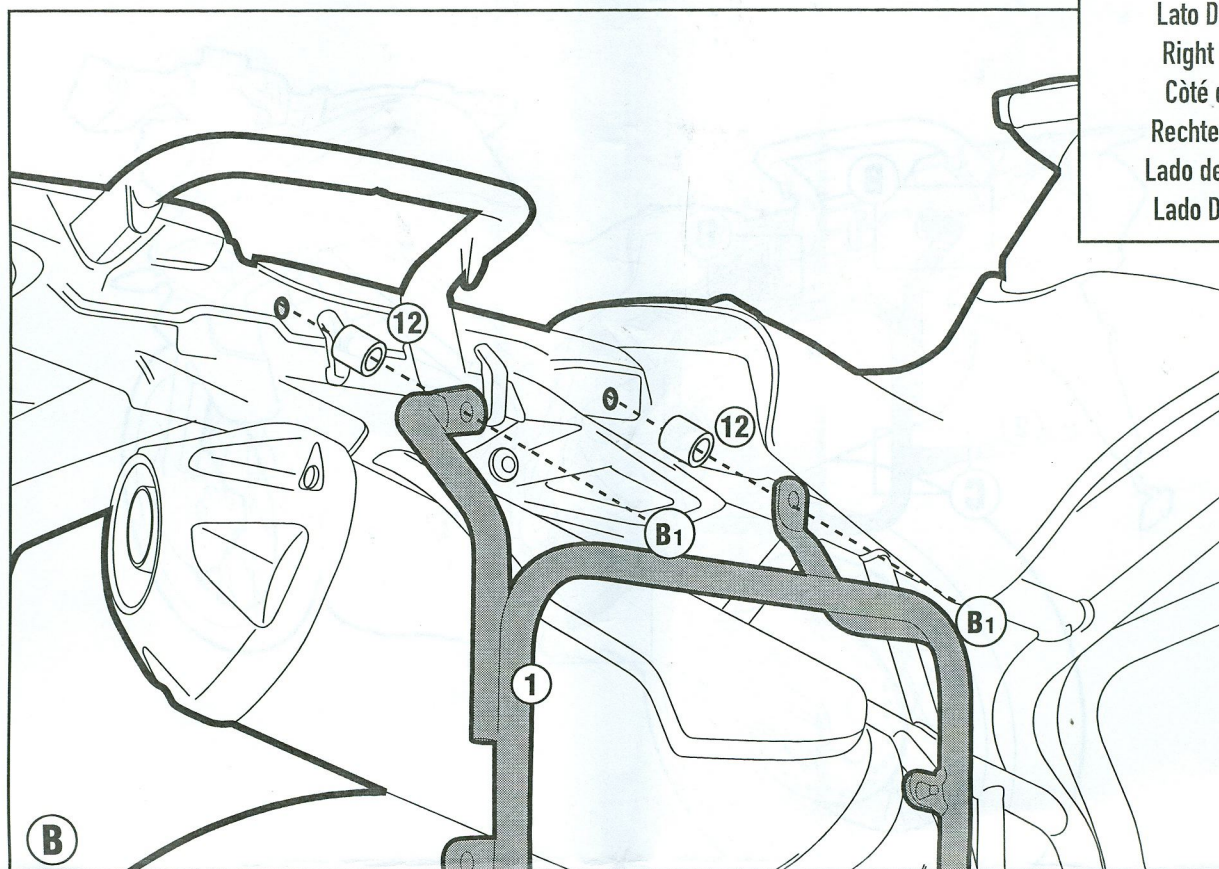
TRIUMPH TIGER800 - TIGER800XC (2011 - 2013)



PL6401CAM

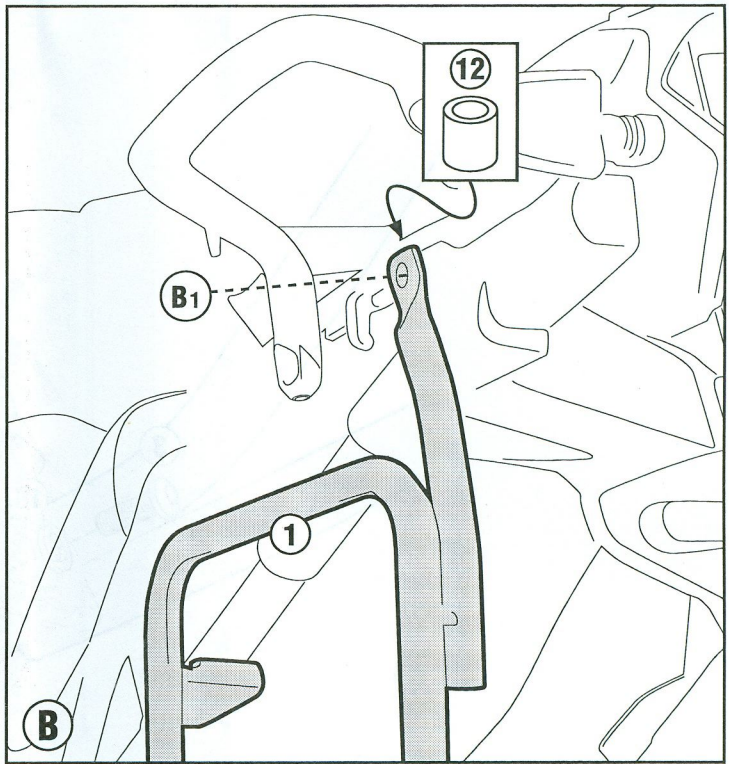
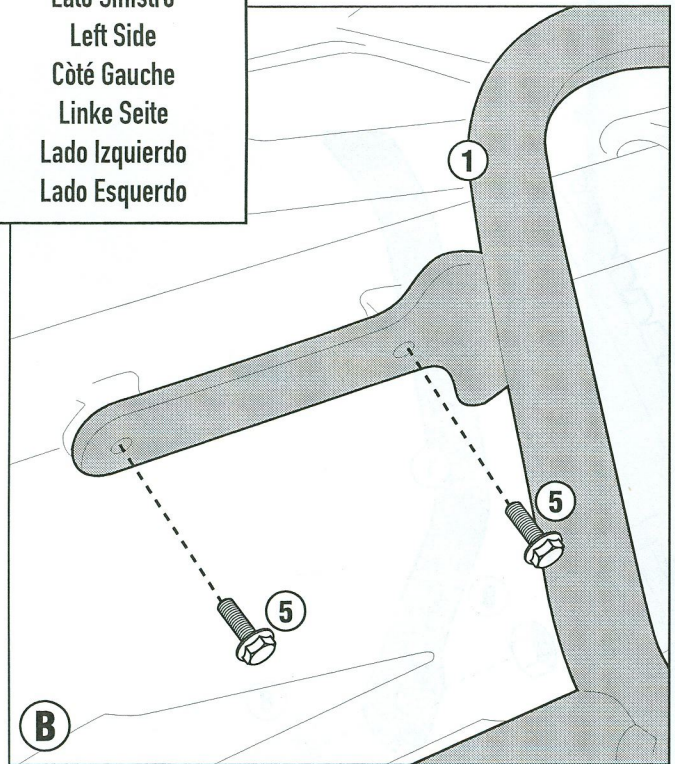
PORTAVALIGIE LATERALE SPECIFICO - SPECIFIC TUBULAR SIDE-CASE HOLDER - PORTE-VALISES LATÉRAUX SPÉCIFIQUE
SPEZIFISCHES STAHLROHR-SEITENTRAEGER - PORTA MALETAS LATERALES ESPECÍFICO - TRONCO LADO ESPECÍFICO

TRIUMPH TIGER800 - TIGER800XC (2011 - 2013)



Lato Destro
Right Side
Côté droit
Rechte Seite
Lado derecho
Lado Direito

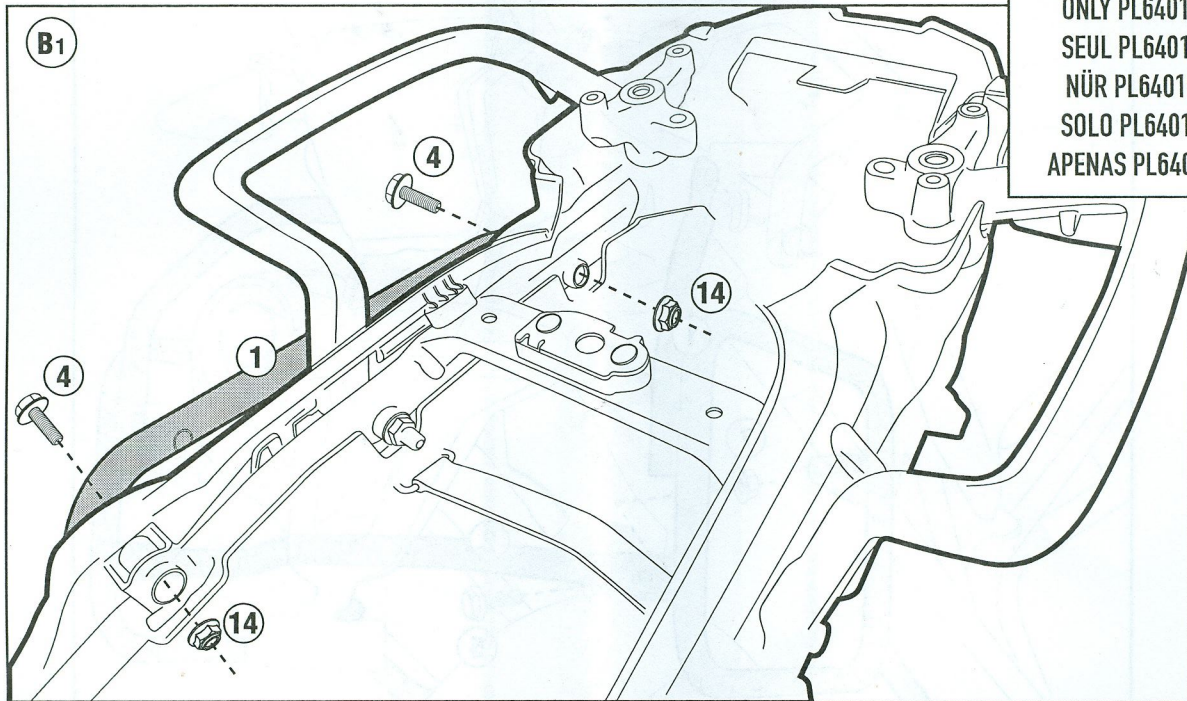
Lato Sinistro
Left Side
Côté Gauche
Linke Seite
Lado Izquierdo
Lado Esquerdo



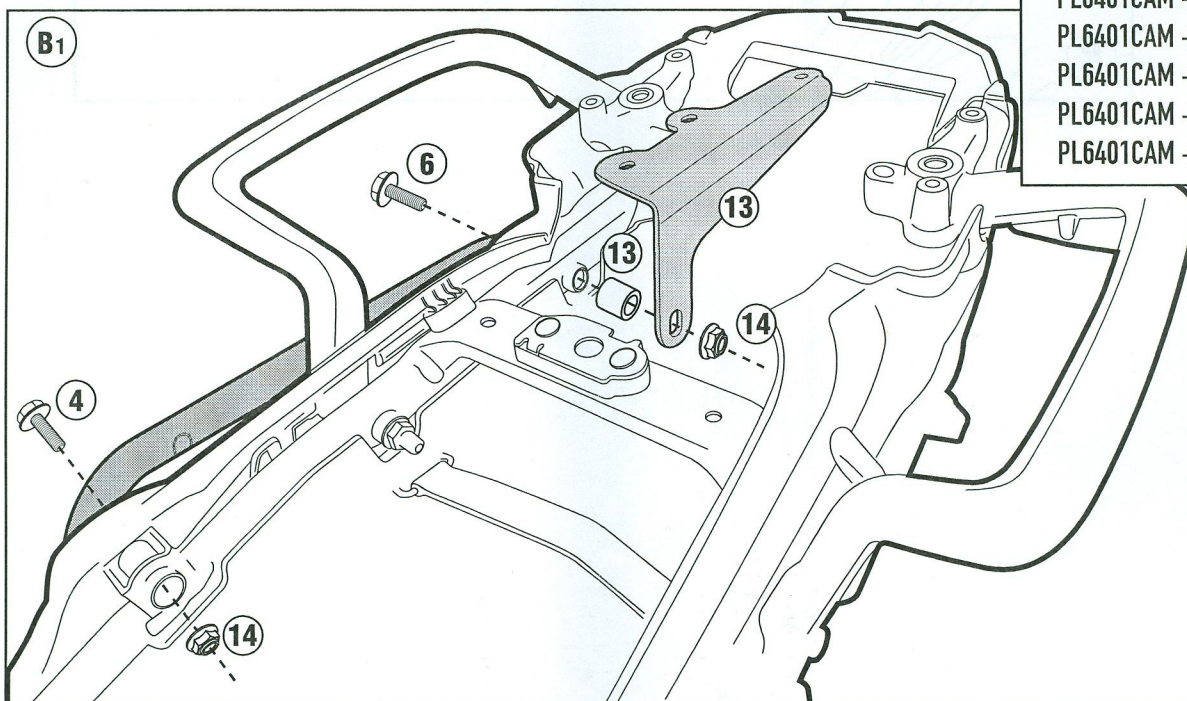
PL6401CAM

PORTAVALIGIE LATERALE SPECIFICO - SPECIFIC TUBULAR SIDE-CASE HOLDER - PORTE-VALISES LATÉRAUX SPÉCIFIQUE
SPEZIFISCHES STAHLROHR-SEITENTRAEGER - PORTA MALETAS LATERALES ESPECÍFICO - TRONCO LADO ESPECÍFICO

TRIUMPH TIGER800 - TIGER800XC (2011 - 2013)



SOLO PL6401CAM
ONLY PL6401CAM
SEUL PL6401CAM
NÜR PL6401CAM
SOLO PL6401CAM
APENAS PL6401CAM



PL6401CAM + SR6401
PL6401CAM + SR6401
PL6401CAM + SR6401
PL6401CAM + SR6401
PL6401CAM + SR6401
PL6401CAM + SR6401

PL6401CAM

PORTAVALIGIE LATERALE SPECIFICO - SPECIFIC TUBULAR SIDE-CASE HOLDER - PORTE-VALISES LATÉRAUX SPÉCIFIQUE
SPEZIFISCHES STAHLROHR-SEITENTRAEGER - PORTA MALETAS LATERALES ESPECÍFICO - TRONCO LADO ESPECÍFICO

TRIUMPH TIGER800 - TIGER800XC (2011 - 2013)

